











































KL212

Specialty Rivets No. 2

PHOTOS ACTUAL SIZE

<p>1</p>  <p>P21197</p>  <p>Grip-Tite™ Rivet OEM Nos. Ford N803862-S, GM 10184895 and 20452072, Chrysler 6501559 1/4" (6.3mm) Dia. 1/2" (12mm) Head Dia. 5/32" – 3/8" (4mm – 10mm) Grip Range</p>	<p>2</p>  <p>P21213</p>  <p>Plastic Rivet 1/4" (6.3mm) Dia. 11/16" Head Dia. 5/32" – 3/8" (4mm – 10mm) Grip Range</p>	<p>3</p>  <p>P21239</p>  <p>Grip-Tite™ Rivet OEM Nos.: GM 20432975, Chrysler 6503800, Volkswagen 175-853-57701C 3/16" (5mm) Dia. 1/8" – 1/4" (3mm – 6mm) Grip Range 1/2" (12mm) Head Dia.</p>	<p>4</p>  <p>KT12808</p>  <p>Windshield, Side and Deck Moulding – Blind Rivet Lexus GS300, 400, 430 and SC430 1998+ Toyota OEM No. 90269-04050 M4 Hole Dia. M3.2 Rivet Dia. 8mm Flange Dia. 4mm – 7.9mm Grip Range Aluminum Rivet with Steel Mandrel and Plastic Seal</p>	<p>5</p>  <p>P21267</p>  <p>Grip-Tite™ Rivet Chrysler OEM No. 6500898 3/16" (5mm) Dia. 1/4" – 3/8" (6mm – 10mm) Grip Range 1/2" (12mm) Head Dia.</p>
<p>6</p>  <p>P26088</p>  <p>Grip-Tite™ Rivet GM OEM No. 15955172 1/4" (6.3mm) Dia. 3/32" – 3/16" (2.5mm – 5mm) Grip Range 1/2" (12mm) Head Dia.</p>	<p>7</p>  <p>P26118</p>  <p>Plastic Rivet GM and Volkswagen OEM Nos.: Volkswagen 175-853-577A, GM 20433026 1/4" (6.3mm) Dia. 3/4" (18mm) Head Dia. M6.63 Hole Dia. 3/32" – 3/16" (2.5mm – 5mm) Grip Range</p>	<p>8</p>  <p>P86101</p>  <p>Windshield Side Moulding and Gas Filler Cap Specialty Rivet Toyota Camry and Sienna 1997+ Toyota OEM No. 90269-05054 3/16" (5mm) Dia., 9/16" (14mm) Flange Dia. 1/8" – 5/16" (3mm – 8mm) Grip Range Aluminum Rivet with Plastic Cap and Steel Mandrel</p>	<p>9</p>  <p>P85106</p>  <p>Specialty Rivet with Plastic Cap Lexus 2004+ Lexus OEM No. 90269-05065 5mm (3/16") Dia. 4mm – 7mm (5/32" – 9/32") Grip 13mm (1/2") Flange Dia. Bumpers and General Purpose Aluminum Rivet with Plastic Cap, Steel Mandrel</p>	<p>10</p>  <p>P27721</p>  <p>Grip-Tite™ Rivet Chrysler OEM No. 6500859 3/16" (5mm) Dia. 1/8" – 3/16" (3mm – 4.5mm) Grip Range 1/2" (12mm) Head Dia.</p>
<p>11</p>  <p>KT12807</p>  <p>Mouldings – Blind Rivet Toyota Landcruiser 1998+ Toyota OEM No. 90269-04053 M4 Hole Dia. M3.2 Rivet Dia. 8mm Flange Dia. 1mm – 4.75mm Grip Range Black Aluminum Rivet with Steel Mandrel and Plastic Seal</p>	<p>12</p>  <p>KT13832</p>  <p>Gas Filler Door Rivet Toyota Camry and Lexus IS300 2001+ Toyota OEM No. 90269-06013 3/16" (4.8mm) Dia. 1/16" – 1/4" (1.6mm – 6.35mm) Grip Range 9/16" (14mm) Flange Dia. Aluminum Rivet with Plastic Cap Steel Mandrel</p>	<p>13</p>  <p>KT11351</p>  <p>Closed End Sealing-Type Aluminum Rivet and Mandrel Toyota Camry 1997+ M5 Dia., M9.5 Flange Dia.</p>	<p>14</p>  <p>KT12673</p>  <p>Door Window Moulding Rivet Toyota Camry 1997+ Toyota OEM No. 90084-26002 4mm Dia. 1.6mm – 6.3mm Grip Range 8mm Flange Aluminum/Aluminum</p>	<p>15</p>  <p>KT13762</p>  <p>Specialty Rivet Lexus 1998+ General Purpose Lexus OEM No. 90269-04006 3.2mm (1/8") Dia. 1.2mm – 4mm (3/64" – 5/32") Grip Range 8mm (5/16") Flange Dia. Aluminum Rivet with Plastic Cap Steel Mandrel</p>
<p>16</p>  <p>P91110</p>  <p>Windshield Rivet with Plastic Cap Lexus IS 250, IS 350 and IS F 2006+ Toyota 2002+ Toyota OEM No. 75547-51021 3.2mm (1/8") Dia. 6.3mm (1/4") Nylon Shoulder Dia. .8mm – 1.5mm (1/32" – 1/16") Grip 10.3mm (13/32") Nylon Flange Dia. Aluminum Rivet Steel Mandrel</p>	<p>17</p>  <p>P68087</p>  <p>Wheel House Moulding Rivet Ford OEM Nos.: GM 25618730, Ford N805592-S100 3/16" Dia. Special Black Finish</p>	<p>18</p>  <p>P13787</p>  <p>Wheel Opening Rivet Lincoln 1994+ Ford OEM No. N807620-S100</p>	<p>19</p>  <p>KT13527</p>  <p>Front Bumper, Trim Panel, Instrument Panel and Running Boards Split-Type Rivet Chrysler 1999+ Chrysler OEM No. 6036148-AA 5/32" Dia. 3/64" – 1/4" Grip Range 7/16" Flange Dia. Aluminum Rivet (Black) with Aluminum Mandrel</p>	<p>20</p>  <p>KT13763</p>  <p>Specialty Rivet Lexus 1998+ General Purpose Lexus OEM No. 90269-04051 3.2mm (1/8") Dia. 1.2mm – 3.4mm (3/64" – 1/8") Grip Range 6mm (1/4") Flange Dia. Aluminum Rivet with Plastic Cap Steel Mandrel</p>