








































 6202  1/4-28 Straight	 6204  1/4-28 45° Angle	 6214  1/4-28 90° Angle		 6216  1/8 NPT Button Head Fitting	 6227  Button Head Coupler
 6200  1/8 Pipe Straight	 6207  1/8 Pipe 45° Angle	 6203  1/8 Pipe 90° Angle	 6208  1/8 Pipe Long Straight		 6225  Thin Nose Coupler
 6211  1/4 Pipe Straight	 6212  1/4 Pipe 67° Angle		 6257  3/16 Drive	 6259  1/4 Drive	 6226  Heavy-Duty Coupler
 90826  Red Grease Cap	 90827  Blue Grease Cap	 90828  Yellow Grease Cap	 90829  Green Grease Cap	 90830  Black Grease Cap	 90831  White Grease Cap